

Aspire.



E: sales@qcg.co.nz | W: www.qcg.co.nz | P: 0800 525 585



Subtle stone designs make Aspire a popular porcelain tile collection. The timeless tones and textures give solidarity and practical aesthetics to any installation both residentially and commercially.

PRODUCT TYPE: Coloured Glazed Porcelain

COLOURS: See colour options overleaf

SIZES⁽¹⁾: 600x600

SURFACES: Natural Texture

EDGES: Rectified

USAGE: Floor and Wall

TECHNICAL INFO: See overleaf

VARIATION⁽³⁾: V2

WARRANTY⁽³⁾: 15 Years

ORIGIN: China

(1) Sizes are nominal and may include a grout joint. (2) Variation is an inherent property of tiles and stone. (3) If further details are required regarding our warranty or terms please contact our team on sales@qcg.co.nz or 0800 525 585

Aspire.



E: sales@qcg.co.nz | W: www.qcg.co.nz | P: 0800 525 585


COLOURS:



White



Grey




Taupe




Coal

SIZES:



600x600



600x600x20*

*20mm only stocked in Coal & Grey

TECHNICAL CHARACTERISTICS STANDARD VALUE

Compliant with standards EN 14411 annex G group Bla. Compliant with standards ISO 13006 annex G group Bla.

 Water absorption	EN ISO 10545-3	<0.1%
 Frost Resistance	EN ISO 10545-12	✓
 Chemical resistance	EN ISO 10545-13	✓
 Size variation	EN ISO 10545-2	+/-0.25%
 Thickness	-	10mm / 20mm
 Hardness (MOHS)	EN 101	5
 Slip resistance	AS/NZS 4586:2013	.47 / P5
 Breaking Strength	EN ISO 10545-4	<1100