

COTTOFAENZA

LAF AENZA
TILE WITH STYLE

LE STORIE PIÙ AFFASCINANTI NON FINISCONO MAI

Una strategia: reinterpretare in chiave moderna il prodotto che ha rappresentato per LaFaenza uno dei suoi più grandi successi commerciali.

L'azienda ha analizzato gli elementi caratterizzanti e vincenti di Cotto Faenza di vent'anni fa e lo ha attualizzato tenendo conto delle nuove esigenze in fatto di design e materia: oggi è sempre maggiore la ricerca dell'elemento naturale, del sapore autentico, dei materiali della tradizione che assumono un nuovo valore estetico, come le terracotte.

Cottofaenza propone così colorazioni e grafiche che traggono ispirazione contemporanea dalle tipiche terre cotte di varie provenienze: dal marrone scuro, simile al cuoio, di impronta toscana, alle terracotte messicane o spagnole per arrivare fino al nero realizzato a mano dalle vecchie fabbriche di manufatti nel salernitano.

La meticolosità e la precisione dell'interpretazione ceramica è sottolineata dalle ossidazioni caratterizzate dalla lucentezza nelle zone vicine ai bordi, tipiche delle cotture di questi manufatti su fuoco vivo e direttamente a contatto con i pezzi stessi.

THE BEST STORIES NEVER END

A strategy: to re-interpret with a modern twist the product that has been one of LaFaenza's best sellers.

The company analysed the distinctive and successful elements of Faenza "cotto" (classic deep red floor tiles) from twenty years ago and brought it up-to-date by taking into account new design and material requirements. Nowadays there is an ever-increasing demand for natural elements, an authentic look, traditional materials with a new aesthetic value, such as types of terracotta.

Cottofaenza offers colours and surface appearances that are the essence of the collection, now inspired by the typical types of fired clays of various origin. From Tuscan-style leathery dark brown, to Mexican or Spanish variations, and the hand-made black version from the sold factories in the area around Salerno.

The meticulous and precise interpretation of ceramics is underlined by the oxidations featuring gloss in the zones near the edges, typical of high temperature firing of these products in an open fire, directly in contact with the pieces.

CT
W
TC
A
N

ESSENCE OF UNIQUENESS

P2

METROPOLITAN ALLURE

P8

STYLE VISION

P18

NATURAL FEELING

P24

CHARM SUGGESTION

P30

COTTOFAENZA




CT

ESSENCE OF UNIQUENESS

COTTOFAENZA49CT







W

METROPOLITAN ALLURE

COTTOFAENZA 90W











TC

STYLE VISION

COTTOFAENZA60TC - COTTOF.DK 60TC








A

COTTOFAENZA60A - COTTOF.DK2 30A - COTTOF.1 73WGLS - COTTOF.73W GLS





COTTOF.73A - COTTOF.1 73A - COTTOF.1 DK73A



N

CHARM SUGGESTION

COTTOF.DK1 30N











COTTONE 73N - COTTONE 73N - COTTONE 73N




COTTOFAENZA


N	code	info
	COTTOFAENZA90N	10
90x90 - 36"x36"		
	COTTOFAENZA49N	10
45x90 - 18"x36"		
	COTTOFAENZA60N	10
60x60 - 24"x24"		
	COTTOFAENZA36N	10
30x60 - 12"x24"		
	COTTOF.36MSN	10
30x60 MS - 12"x24" (15x60 - 5x60 - 10x60)		
	MK.COTTOF. N	10
30x30 - 12"x12"		



COTTOF.DK 60N
60x60 - 24"x24" △









COTTOF.DK1 30N △
30x30 - 12"x12"



COTTOF.DK2 30N △
30x30 - 12"x12"




COTTOFAENZA

W	code	info
	COTTOFAENZA90W	10
90x90 - 36"x36"		
	COTTOFAENZA49W	10
45x90 - 18"x36"		
	COTTOFAENZA60W	10
60x60 - 24"x24"		
	COTTOFAENZA36W	10
30x60 - 12"x24"		
	COTTOF.36MSW	10
30x60 MS - 12"x24" (15x60 - 5x60 - 10x60)		
	MK.COTTOF. W	10
30x30 - 12"x12"		



COTTOF.DK 60W △
60x60 - 24"x24"



COTTOF.DK1 30W △
30x30 - 12"x12"
















COTTOF.DK2 30W △
30x30 - 12"x12"









RB
















COTTOFAENZA

A	code	info
	COTTOFAENZA90A	10
<hr/>		
	COTTOFAENZA49A	10
<hr/>		
	COTTOFAENZA60A	10
	COTTOF. RB60A	 
<hr/>		
	COTTOF.60A AS	20  
<hr/>		
	COTTOFAENZA36A	10
	COTTOF. RB36A	 
<hr/>		
	COTTOF.36MSA	10
<hr/>		
	MK.COTTOF. A	10

	COTTOF.DK 60A 
	COTTOF.DK1 30A 
	COTTOF.DK2 30A 



COTTOFAENZA







TC	code	info
	COTTOFAENZA90TC	10
<hr/>		
	COTTOFAENZA49TC	10
<hr/>		
	COTTOFAENZA60TC	10
	COTTOF. RB60TC	 
<hr/>		
	COTTOF. 60TC AS	20  
<hr/>		
	COTTOFAENZA36TC	10
	COTTOF. RB36TC	 
<hr/>		
	COTTOF.36MSTC	10
<hr/>		
	MK.COTTOF. TC	10


	COTTOF.DK 60TC 
	COTTOF.DK1 30TC 
	COTTOF.DK2 30TC 




COTTOFAENZA




CT	code	info
	COTTOFAENZA90CT	10
90x90 - 36"x36"		
	COTTOFAENZA49CT	10
45x90 - 18"x36"		
	COTTOFAENZA60CT	10
60x60 - 24"x24"		
	COTTOFAENZA36CT	10
30x60 - 12"x24"		
	COTTOF.36MSCT	10
30x60 MS - 12"x24" (15x60 - 5x60 - 10x60)		
	MK.COTTOF. CT	10
30x30 - 12"x12"		



COTTOF.DK 60CT
60x60 - 24"x24" Δ




COTTOF.DK1 30CT Δ
30x30 - 12"x12"



COTTOF.DK2 30CT Δ
30x30 - 12"x12"


COTTOFAENZA

GRES PORCELLANATO A MASSA COLORATA - COLOURED BODY PORCELAIN TILE
ISO 13006 - G - Bla (E \leq 0,5%) UNI EN 14411 - G




			N	W	A	TC	CT
6x60 2,4"x24"		Δ	COTTOF. BT60N	COTTOF. BT60W	COTTOF. BT60A	COTTOF. BT60TC	COTTOF. BT60CT
6x90 2,4"x36"		Δ	COTTOF. BT90N	COTTOF. BT90W	COTTOF. BT90A	COTTOF. BT90TC	COTTOF. BT90CT
60x32,5 24"x12,8"		Δ	COTTOF. G60N	COTTOF. G60W	COTTOF. G60A	COTTOF. G60TC	COTTOF. G60CT
30x60 12"x24"		Δ  		COTTOF.S RB60W	COTTOF.S RB60A	COTTOF.S RB60TC	
30x60 12"x24"		Δ  		COTTOF.S60W AS	COTTOF.S60A AS	COTTOF.S60TC AS	
20x60x5 8"x24"x2"		Δ  		COTTOF.E60W AS	COTTOF.E60A AS	COTTOF.E60TC AS	

	DIN 51130 (R)	DIN 51097 (A+B+C)	BCR REP. CEC 6/81		DM 14/6/89 N. 236		PENDULUM TEST BS (INGLESE)	PENDULUM TEST AS/NZS 4856:2004 (AUSTRALIANO)	PENDULUM TEST UNE ENV 12633:2003 (SPAGNOLO)	BOT 3000 (DCOF)	UNI EN 1339:2005/ COR.2011 ANNEX F
			g.a.	g.b.	c.a.	g.b.					
COTTOFAENZA	R10	A	>0,4	>0,4	>0,4	>0,4	>25	>35	1	>0,42	-
COTTOFAENZA RB	R11	A+B	>0,4	>0,4	>0,4	>0,4	>36	>45	3	>0,42	-
COTTOFAENZA AS	R11	A+B	>0,4	>0,4	>0,4	>0,4	>36	>45	3	>0,42	T11



N code ⓘ info

7,5x30 - 3"x12" COTTOF.73N COTTOF.1 73N 8



COTTOF.1 DK73N 7,5x30 - 3"x12" △



W code ⓘ info


7,5x30 - 3"x12" COTTOF.73W COTTOF.1 73W 8





COTTOF.1 DK73W 7,5x30 - 3"x12" △



W GLS



W GLS code  info

 7,5x30 - 3"x12" COTTOF.73W GLS COTTOF.1 73WGLS 8 



COTTOF.1 DK73GL 
7,5x30 - 3"x12"


1 W GLS




A



A code  info


 7,5x30 - 3"x12" COTTOF.73A COTTOF.1 73A 8



COTTOF.1 DK73A 
7,5x30 - 3"x12"


1 A






TC code info

7,5x30 - 3"x12" COTTOF.73TC COTTOF.1 73TC 8




COTTOF.1 DK73TC 7,5x30 - 3"x12"




CT code info

7,5x30 - 3"x12" COTTOF.73CT COTTOF.1 73CT 8











COTTOF.1 DK73CT 7,5x30 - 3"x12"



CARATTERISTICHE TECNICHE SPECIFICHE GRES PORCELLANATO

TECHNICAL FEATURES SPECIFICATIONS

CARATTERISTICA SPECIFICATION	METODO DI PROVA TEST METHODS	REQUISITI PREVISTI DALLA NORMA REQUIREMENTS IN ACCORDANCE TO THE STANDARDS	VALORE MEDIO AVERAGE VALUE
 DIMENSIONI E ASPETTO DIMENSIONS AND APPEARANCE	ISO 10545-2	PROSPETTO G.1 PROSPECT G.1	CONFORME COMPLIANT
 ASSORBIMENTO D'ACQUA WATER ABSORPTION	ISO 10545-3	≤0,5%	<0,1%
 RESISTENZA A FLESSIONE FLEXURAL RESISTANCE		min./mm ² 35 N/mm ²	>45 N/mm ²
SFORZO DI ROTTURA MODULUS OF RUPTURE	ISO 10545-4	SPESSORE / THICKNESS ≥7,5 mm: min. 700N	9 mm 2500 N*
		SPESSORE / THICKNESS <7,5 mm: min. 1300 N	10 mm 3000 N*
			20 mm 11000 N**
 RESISTENZA ALL'ABRAZIONE PROFONDA DEEP ABRASION RESISTANCE	ISO 10545-6	≤175 mm ³	<140 mm ³
RESISTENZA ALL'ABRAZIONE SUPERFICIALE RESISTANCE TO SURFACE ABRASION	ISO 10545-7	CLASSI 0-5 CLASSES 0-5	COME INDICATO IN CATALOGO AS INDICATED IN THE CATALOGUE
 COEFFICIENTE DILATAZIONE TERMICA LINEARE (α) LINEAR EXPANSION THERMIC COEFFICIENT	ISO 10545-8	METODO DISPONIBILE AVAILABLE ON REQUEST	≤ 7x10 ⁻⁶ °C ⁻¹
 RESISTENZA AGLI SBALZI TERMICI RESISTANCE TO SUDDEN TEMPERATURE CHANGES	ISO 10545-9	METODO DISPONIBILE AVAILABLE ON REQUEST	RESISTE RESISTANT
 RESISTENZA AL GELO FROST RESISTANCE	ISO 10545-12	RICHIESTA ALWAYS TESTED	RESISTE RESISTANT
 PRODOTTI CHIMICI AD USO DOMESTICO ED ADDITIVI PER PISCINA HOUSEHOLD CHEMICALS AND SWIMMING POOL WATER CLEANSERS		min. B MMH. B	min. B MMH. B
ACIDI ED ALCALI A BASSA CONCENTRAZIONE ACIDS AND LOW CONCENTRATION ALKALIS	ISO 10545-13	DA LA, LB A LC FROM LA, LB TO LC	DA LA, LB A LC FROM LA, LB TO LC
ACIDI ED ALCALI AD ALTA CONCENTRAZIONE ACIDS AND HIGH CONCENTRATION ALKALIS		METODO DISPONIBILE AVAILABLE ON REQUEST	METODO DISPONIBILE AVAILABLE ON REQUEST
 RESISTENZA ALLE MACCHIE UGL STAIN RESISTANCE UGL	ISO 10545-14	METODO DISPONIBILE AVAILABLE ON REQUEST	METODO DISPONIBILE AVAILABLE ON REQUEST
RESISTENZA ALLE MACCHIE GL STAIN RESISTANCE GL		min. 3 MMH. 3	min. 3 MMH. 3

*SPESSORI RIFERITI AL FORMATO 20x20 - THICKNESSES REFERRED TO 20x20 SIZE

**SPESSORI RIFERITI AL FORMATO 60x60 - THICKNESSES REFERRED TO 60x60 SIZE

CARATTERISTICHE TECNICHE SPECIFICHE BICOTTURA

TECHNICAL FEATURES SPECIFICATIONS

CARATTERISTICA SPECIFICATION	METODO DI PROVA TEST METHODS	REQUISITI PREVISTI DALLA NORMA REQUIREMENTS IN ACCORDANCE TO THE STANDARDS	VALORE MEDIO AVERAGE VALUE
 DIMENSIONI E ASPETTO DIMENSIONS AND APPEARANCE	ISO 10545-2	PROSPETTO L.1 PROSPECT L.1	CONFORME COMPLIANT
 ASSORBIMENTO D'ACQUA WATER ABSORPTION /	ISO 10545-3	> 10%	> 10%
 RESISTENZA A FLESSIONE FLEXURAL RESISTANCE	ISO 10545-4	SPESSORE / THICKNESS ≥ 7,5 mm: min. 12 N/mm ²	>17 N/mm ²
		SPESSORE / THICKNESS < 7,5 mm: min. 15 N/mm ²	
		SFORZO DI ROTTURA MODULUS OF RUPTURE	SPESSORE / THICKNESS ≥ 7,5 mm: min. 600 N
		SPESSORE / THICKNESS < 7,5 mm: min. 200 N	
 COEFFICIENTE DILATAZIONE TERMICA LINEARE (α) LINEAR EXPANSION THERMIC COEFFICIENT	ISO 10545-8	METODO DISPONIBILE AVAILABLE ON REQUEST	≤ 7x10 ⁻⁶ °C ⁻¹
 RESISTENZA AGLI SBALZI TERMICI RESISTANCE TO SUDDEN TEMPERATURE CHANGES	ISO 10545-9	METODO DISPONIBILE AVAILABLE ON REQUEST	RESISTE RESISTANT
RESISTENZA AL CAVILLO CRAZING RESISTANCE	ISO 10545-11	RICHIESTA ALWAYS TESTED	RESISTE RESISTANT
 PRODOTTI CHIMICI AD USO DOMESTICO ED ADDITIVI PER PISCINA HOUSEHOLD CHEMICALS AND SWIMMING POOL WATER CLEANSERS		min. B MMH. B	min. B MMH. B
ACIDI ED ALCALI A BASSA CONCENTRAZIONE ACIDS AND LOW CONCENTRATION ALKALIS	ISO 10545-13	METODO DISPONIBILE AVAILABLE ON REQUEST	METODO DISPONIBILE AVAILABLE ON REQUEST
ACIDI ED ALCALI AD ALTA CONCENTRAZIONE ACIDS AND HIGH CONCENTRATION ALKALIS		METODO DISPONIBILE AVAILABLE ON REQUEST	METODO DISPONIBILE AVAILABLE ON REQUEST
 RESISTENZA ALLE MACCHIE STAIN RESISTANCE	ISO 10545-14	min. 3 MMH. 3	min. 3 MMH. 3

DESIGN&COORDINAMENTO
MARKETING CC IMOLA

PROJECT
drefarecreate.it

INDICAZIONI D'USO

INDICATIONS FOR USE / INSTRUCTIONS D'UTILISATION / ANWENDUNGSBEREICH / INDICACIONES DE USO / УКАЗАНИЯ ПО ИСПОЛЬЗОВАНИЮ / 使用说明



PAVIMENTO
FLOOR TILES / SOL / BODEN / PISO / ПОЛ / 地板



RIVESTIMENTO
WALL TILES / REVÊTEMENT / WAND / REVESTI MIENTO / ОБЛИЦОВКА / 墙面

DESTINAZIONI D'USO

SUGGESTED APPLICATIONS / DESTINATION / ANWENDUNGSBEREICH / LUGAR DE EMPLEO / ПРЕДНАЗНАЧЕНИЕ /用途



ABITAZIONI
DOMESTIC PURPOSE / HABITATION / WOHNBEREICH / HABITACIÓN / ЖИЛОЕ ПОМЕЩЕНИЕ / 住宅



COMMERCIALE LEGGERO
TILES FOR LIGHT COMMERCIAL / TRAFFIC AREA. PASSAGE LÉGER / GEWERBLICHEN BEREICH / PEQUEÑA SUPERFICIE COMERCIAL / ТОРГОВОЕ ПОМЕЩЕНИЕ С ЛЕГКОЙ НАГРУЗКОЙ / 低流量商业



COMMERCIALE
RETAIL / COMMERCIAL / GEWERBLICH COMERCIAL / КОММЕРЧЕСКОЕ НАЗНАЧЕНИЕ / 商用



ESTERNI
OUTDOOR FLOOR / EXTÉRIEUR / AUSSENBEREICH / EXTERIOR / НАРУЖНЫЕ ЧАСТИ / 户外

STRUTTURA

STRUCTURE / STRUCTURÉ / STRUKTUR / ESTRUCTURA / СТРУКТУРА / 釉料类型



STRUTTURATO
SLATE CUT / STRUCTURÉ / STRUKTURIERT / ESTRUCTURADO / СТРУКТУРИРОВАННЫЙ / 结构式



BOCCIARDATO
BUSH-HAMMERED RUSTIC / RUSTIQUE BOUCHARDÉ / RUSTIKAL SCHARRIERT / RÚSTICO BUJARDADO / РУСТИКАЛЬНЫЙ / ОБЪЕСАННЫЙ БУЧАРДО / 粗荔枝面

FINITURA FINISH / FINITION / OBERFLÄCHE / ACABADO / ОТДЕЛКА / 终加工v



NATURALE
NATURAL / NATUREL / NATUR / MATT / ПРИРОДНЫЙ / 自然式

ASPETTO SUPERFICIALE

FINISH / FINITION / OBERFLÄCHE / ACABADO / ОТДЕЛКА / 终加工vv



OPACO
MATT / MAT / MATT / OPACO / МАТОВЫЙ / 亚光



***LUCIDO**
GLOSSY / BRILLANT / GLÄNZEND / BRILLANTE / ГЛЯНЦЕВЫЙ / 抛光

BORDO

EDGE / BORD / RAND / BORDE / КРОМКА / 边缘



RETTIFICATO MONOCALIBRO
MONOCALIBER, RECTIFIED / RECTIFIÉ MONOCALIBRE / RETTIFIZIERT MONOKALIBER / RECTIFICADO MONOCALIBRE / РЕКТИФИЦИРОВАННЫЙ МОНОКАЛИБР / 单尺寸研磨式

STONALIZZAZIONE

SHADE VARIATION / VARIATION DE NUANCES / SCHATTIERUNG / DESTONALIZACIÓN / РАЗБРОС ЦВЕТОВОГО ТОНА /石质化

V2



CARATTERISTICHE DI VENDITA

SALES CHARACTERISTICS / CONDITIONS PARTICULIÈRES DE VENTE / VERTRIEBSEIGENSCHAFTEN / CARACTERISTICAS DE VENTA / ХАРАКТЕРИСТИКИ ПРОДАЖЫ / 销售特点



Prodotto venduto al pezzo.

Product sold per item / Produit vendu à l'unité / Stückpreisverkauf. / Producto vendido por unidades. / ПРОДУКТ ПРОДАЕТСЯ ПОШТУЧНО. / 产品按片销售。

Tutti i nostri prodotti, sia al mq che al pezzo, sono venduti unicamente a scatola completa.

All our products are sold only in complete boxes, whether the unit of measure is per item or per square metre. / Tous nos produits, au m² comme à l'unité, sont vendus uniquement par boîtes entières. / Alle unsere Produkte, sowohl als Quadratmeter- wie in Stückzahlabgabe, werden ausschließllich in vollen Schachteln verkauft. / Todos nuestros productos, tanto al m² como por unidades, se venden únicamente por cajas completas. ВСЕ НАШИ ТОВАРЫ, ПРОДАВАЕМЫЕ КАК КВАДРАТНЫМИ МЕТРАМИ, ТАК И ПОШТУЧНО, ПРОДАЮТСЯ ТОЛЬКО ПОЛНЫМИ КОРОБКАМИ. / 我们所有产品，无论按平方米还是按片定价，都只可整箱销售。

INDICAZIONI D'USO

INDICATIONS FOR USE

INSTRUCTIONS D'UTILISATION

ANWENDUNGSBEREICH

INDICACIONES DE USO

УКАЗАНИЯ ПО ИСПОЛЬЗОВАНИЮ

使用说明

L A F A E N Z A
TILE WITH STYLE

LAFENZACERAMICA.IT



A brand of
Cooperativa Ceramica D'Imola S.c.

Via V. Veneto, 13
40026 Imola (BO) Italia
Tel. +39 0542 601601
Fax +39 0542 31749