

Esmal.



E: sales@qcg.co.nz | W: www.qcg.co.nz | P: 0800 525 585



With minimalist designs and soft concrete effects, the Esmal is a popular and timeless appearance for any tiled floor or wall area. The glazed porcelain collection in four modern tones, will equally suit a classic or contemporary design.

PRODUCT TYPE: Glazed Porcelian

COLOURS: See colour options overleaf

SIZES⁽¹⁾: 600x600

SURFACES: Matt

EDGES: Pressed Edges

USAGE: Floors and Walls

TECHNICAL INFO: See overleaf

VARIATION⁽³⁾: V2

WARRANTY⁽³⁾: 15 Years

ORIGIN: China


(1) Sizes are nominal and may include a grout joint. (2) Variation is an inherent property of tiles and stone. (3) If further details are required regarding our warranty or terms please contact our team on sales@qcg.co.nz or 0800 525 585

Esmal.



E: sales@qcg.co.nz | W: www.qcg.co.nz | P: 0800 525 585

COLOURS:




Ash

Cream

Grey

Charcoal









SIZES:



600x600

TECHNICAL CHARACTERISTICS STANDARD VALUE

Compliant with standards EN 14411 annex G group Bla. Compliant with standards ISO 13006 annex G group Bla.

 Water absorption	EN ISO 10545-3	<0.5%
 Frost Resistance	EN ISO 10545-12	✓
 Chemical resistance	EN ISO 10545-13	✓
 Size variation	EN ISO 10545-2	+/- .25%
 Thickness	-	9.5mm
 Hardness (MOHS)	EN 101	-
 Slip resistance	AS/NZS 4586:2013	-
 Breaking Strength	EN ISO 10545-4	-