

# CONTACT

FINE PORCELAIN STONEWARE




CONTEMPORARY MATERIAL MADE IN ITALY

CONTEMPORARY MATERIAL MADE IN ITALY

# CONTACT

FINE PORCELAIN STONEWARE

## INDEX



IT DOES  
NOT BURN

ENVIRONMENT  
FRIENDLY

SAFE

HYGIENIC

LONG  
LASTING

VERSATILE

RESISTANT

STABLE

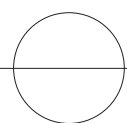
## FINE PORCELAIN STONEWARE. A SAFE CHOICE

Fine porcelain stoneware is created out of a blend of top-quality raw materials, appropriately processed and fired at a temperature of more than 1300°C to guarantee complete vitrification. Porcelain stoneware products offer outstanding hardness, resistance, compactness, non-absorbency and frost-proofing, making them uniquely high-performing materials for use in architecture in a great variety of different contexts.

# CONTACT

FINE PORCELAIN STONEWARE

Style born of research. Contact surfaces feature marble-effect porcelain stoneware recalling rare and precious variants. Colours and veining tell a new vision of the material, a selection aimed above all at interior design, articulated in the chic suggestions of the brushed finishing and in the perfect realism of the natural surface. The mosaics, the refined lozenge-shaped tesserae, elaborate the broad colour palette, with lively touches and dynamic textures, on the geometric modules, for decorative solutions of timeless beauty.



WATCH THE VIDEO  
AND DISCOVER  
MORE ABOUT  
THE COLLECTION

# COLOURS



# SIZES

9 mm

120x120 cm  
47"x47"

9 mm

60x120 cm  
24"x47"

9 mm

20 mm

VOGUE Brushed  
VOGUE Nat.  
VOGUE TWO  
ELEGANCE Brushed  
ELEGANCE Nat.  
ELEGANCE Grip

80x80 cm  
31,5"x31,5"

9 mm

60x60 cm  
24"x24"

FINE PORCELAIN STONEWARE

# CONTACT

VOGUE Brushed  
STONE WHITE Brushed  
MYSTIC Brushed

120x260 cm  
47"x102"

7 mm

## SURFACES

NATURAL BRUSHED GRIP

## EDGE

RECTIFIED

## NATURAL SURFACE

The natural finish captures the original essence of the material and underlines its aesthetic qualities, such as colouring, veins and textures. Resistant and versatile, the natural surface finish is recommended for use on floors and walls in residential, commercial and public high traffic areas.

## BRUSHED SURFACE

Brushing is a special way of working the ceramic surface to produce a slight but continuous glossy effect which evenly underlines the material's structure. Brushed surfaces evoke the attraction of lived-in materials and underline the product's aesthetic features, the depth of colour and the realism of details in various different graphic designs. Used to cover floors and walls, brushed materials are particularly recommended for use in residential spaces, but can also set off the design of commercial and public spaces with medium traffic intensity

## GRIP SURFACE

The Grip surface offers the perfect combination of beauty, dependability and safety for outdoor pavements, public and commercial spaces, and pathways on private land specifically requiring high resistance to temperature excursions, frost, damp and fire. This type of surface can withstand considerable static and dynamic loads. It has a high friction coefficient and a non-slip surface. It offers a high degree of resistance to stains, solvents, cleaning products, acids and salt. It is unaffected by moss or mould. Easy cleaning. Fincibec ISO 13006 B1a porcelain stoneware with a high level of vitrification is unalterable over time and offers the best possible response to all requirements, while guaranteeing visual continuity between indoors and outdoors in the case of product lines available with multiple surface finishes.

## TWO

Is a porcelain stoneware slab with a 20 mm thickness with exceptional technical performances, ideal for both public and private outdoor flooring. Its surface finishes have a high antislip performance (R11 A+B+C), with a wide range of special pieces that create visual continuity between indoor and outdoor spaces, making them perfect for swimming pools and wellness centres.

## BENEFITS

- High resistance to breaking loads and stress
- High non-slip performance: R11 (A+B+C)
- Easy to clean
- High resistance to frost and fire
- Resistance to the weathering elements and thermal shock
- Resistance to salt and inalterability over time
- Resistant to acids
- Perfect continuity between indoor and outdoor areas
- Reusable
- Easy to install, remove and reposition

## INSTALLATIONS SOLUTIONS

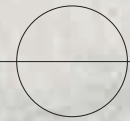
- Dry installation on gravel
- Dry installation on grass
- Dry installation on sand
- Traditional installation on screeds
- Raised installation on supports

## INTENDED USES

TWO represents the best solution for: walkways in gardens or on beaches, terraces and balconies, patios, courtyards, swimming pool edges, wellness centres and drive-over pathways.

# CONTACT

FINE PORCELAIN STONEWARE



STONE WHITE



HEAVEN





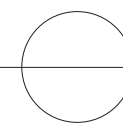
ROYAL  
Hotel

Reception

Setting realized with / Ambiente realizzato con:  
STONE WHITE 120x260 cm Brushed Rect. - 47"x102"  
Mosaico FASHION MIX BLUE 22x31 cm - 9"x12"  
STONE WHITE 60x120 cm Brushed Rect. - 24"x47"  
STONE WHITE 120x120 cm Brushed Rect. - 47"x47"  
HEAVEN 120x120 cm Brushed Rect. - 47"x47"

**CONTACT**


FINE PORCELAIN STONEWARE



**HEAVEN**



STONE WHITE  
MOS. FASHION MIX BLUE




**CONTACT** FINE PORCELAIN STONEWARE



**ELEGANCE**



**VOGUE**

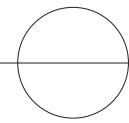





Setting realized with / Ambiente realizzato con:  
VOGUE 120x260 cm Brushed Rect. - 47"x102"  
ELEGANCE 80x80 cm Grip Rect. - 31,5"x31,5"  
VOGUE 80x80 TWO Grip Rect. - 31,5"x31,5" On supports / Su supporti

# CONTACT

FINE PORCELAIN STONEWARE



ELEGANCE



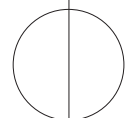
VOGUE



# CONTACT

FINE PORCELAIN STONEWARE

VOGUE  
MOS. SKILL ELEGANCE




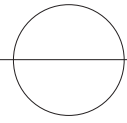


Setting realized with / Ambiente realizzato con:  
VOGUE 120x260 cm Brushed Rect. - 47"x102"  
Mosaico SKILL ELEGANCE 31x34 cm - 12"x13"  
ELEGANCE 120x120 Brushed Rect. - 47"x47"  
VOGUE 120x120 cm Brushed Rect. - 47"x47"

# CONTACT

FINE PORCELAIN STONEWARE

VOGUE



ELEGANCE



**CONTACT**

FINE PORCELAIN STONEWARE



**MYSTIC**





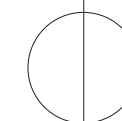
Setting realized with / Ambiente realizzato con:  
MYSTIC 120x260 cm Brushed Rect. - 47"x102"  
Mosaico FASHION MIX BLACK 22x31 cm - 9"x12"  
MYSTIC 120x120 Brushed Rect. - 47"x47"



# CONTACT

FINE PORCELAIN STONEWARE

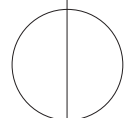
MOS. FASHION  
MIX BLACK



# CONTACT

FINE PORCELAIN STONEWARE

## MYSTIC



# CONTACT

FINE PORCELAIN STONEWARE

STONE WHITE

SPACE





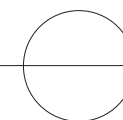
Setting realized with / Ambiente realizzato con:  
Mosaico SKILL WHITE 31x34 cm - 12"x13"  
STONE WHITE 60x120 cm Nat. Rect. - 24"x47"  
SPACE 60x120 Brushed Rect. - 24"x47"



# CONTACT

FINE PORCELAIN STONEWARE

SPACE

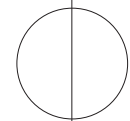




# CONTACT

FINE PORCELAIN STONEWARE



STONE WHITE





7 mm


9 mm



9 mm




9 mm



80x80 cm - 31.5"x31.5"  
130156 Brushed Rect. ■ 144  
130154 Nat. Rect. ■ 117

9 mm



20 mm

130159 TWO Grip Rect. ■ 174

120x260 cm - 47"x102"  
130151 Brushed Rect. ■ 190

120x120 cm - 47"x47"  
128645 Brushed Rect. ■ 172  
128639 Nat. Rect. ■ 148

60x120 cm - 24"x47"  
129195 Brushed Rect. ■ 144  
129201 Nat. Rect. ■ 117

60x60 cm - 24"x24"  
129207 Brushed Rect. ■ 123  
129227 Nat. Rect. ■ 100




7 mm


9 mm



9 mm



9 mm



120x260 cm - 47"x102"  
130152 Brushed Rect. ■ 190

120x120 cm - 47"x47"  
128646 Brushed Rect. ■ 172  
128640 Nat. Rect. ■ 148


60x120 cm - 24"x47"  
129196 Brushed Rect. ■ 144  
129202 Nat. Rect. ■ 117

60x60 cm - 24"x24"  
129208 Brushed Rect. ■ 123  
129228 Nat. Rect. ■ 100

## STONE WHITE




## HEAVEN



7 mm

9 mm



9 mm



9 mm




120x260 cm - 47"x102"  
130143 Brushed Rect. ■ 190

120x120 cm - 47"x47"  
128647 Brushed Rect. ■ 172  
128641 Nat. Rect. ■ 148


60x120 cm - 24"x47"  
129197 Brushed Rect. ■ 144  
129203 Nat. Rect. ■ 117

60x60 cm - 24"x24"  
129209 Brushed Rect. ■ 123  
129229 Nat. Rect. ■ 100

9 mm



9 mm




9 mm




120x120 cm - 47"x47"  
128648 Brushed Rect. ■ 172  
128642 Nat. Rect. ■ 148

60x120 cm - 24"x47"  
129198 Brushed Rect. ■ 144  
129204 Nat. Rect. ■ 117

60x60 cm - 24"x24"  
129210 Brushed Rect. ■ 123  
129230 Nat. Rect. ■ 100




9 mm




120x120 cm - 47"x47"  
128649 Brushed Rect. ■ 172  
128643 Nat. Rect. ■ 148

9 mm




60x120 cm - 24"x47"  
129199 Brushed Rect. ■ 144  
129205 Nat. Rect. ■ 117

9 mm



60x60 cm - 24"x24"  
129211 Brushed Rect. ■ 123  
129231 Nat. Rect. ■ 100

9 mm



120x120 cm - 47"x47"  
128650 Brushed Rect. ■ 172  
128644 Nat. Rect. ■ 148

9 mm




60x120 cm - 24"x47"  
129200 Brushed Rect. ■ 144  
129206 Nat. Rect. ■ 117

9 mm




80x80 cm - 31.5"x31.5"  
130155 Brushed Rect. ■ 144  
130153 Nat. Rect. ■ 117  
130158 Grip Rect. ■ 117

9 mm



60x60 cm - 24"x24"  
129212 Brushed Rect. ■ 123  
129232 Nat. Rect. ■ 100

## MOSAICS



4,7x4,7 cm - 1.8"x1.8"  
30x30 cm - 12"x12"  
VOGUE  
130181 Nat. Rect. ● 189




4,7x4,7 cm - 1.8"x1.8"  
30x30 cm - 12"x12"  
MYSTIC  
130182 Nat. Rect. ● 189



4,7x4,7 cm - 1.8"x1.8"  
30x30 cm - 12"x12"  
ELEGANCE  
130186 Nat. Rect. ● 189



4,7x4,7 cm - 1.8"x1.8"  
30x30 cm - 12"x12"  
HEAVEN  
130184 Nat. Rect. ● 189



4,7x4,7 cm - 1.8"x1.8"  
30x30 cm - 12"x12"  
SPACE  
130185 Nat. Rect. ● 189



4,7x4,7 cm - 1.8"x1.8"  
30x30 cm - 12"x12"  
STONE WHITE  
130183 Nat. Rect. ● 189

## SKILL



SKILL ELEGANCE  
31x34 cm - 12"x13"  
ELEGANCE Nat. - VOGUE Brushed  
130171 ● 83



SKILL WHITE  
31x34 cm - 12"x13"  
STONE WHITE Nat. - SPACE Brushed  
130170 ● 83

## FASHION



FASHION VOGUE Brushed  
22x31 cm - 9"x12"  
130172 ● 63



FASHION MYSTIC Brushed  
22x31 cm - 9"x12"  
130173 ● 63



FASHION ELEGANCE Brushed  
22x31 cm - 9"x12"  
130177 ● 63



FASHION MIX BLACK Brushed  
22x31 cm - 9"x12"  
VOGUE - ELEGANCE - MYSTIC  
130180 ● 65



FASHION HEAVEN Brushed  
22x31 cm - 9"x12"  
130175 ● 63



FASHION SPACE Brushed  
22x31 cm - 9"x12"  
130176 ● 63



FASHION STONE WHITE Brushed  
22x31 cm - 9"x12"  
130174 ● 63



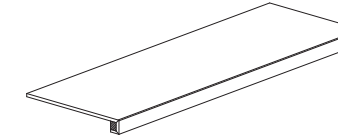
FASHION MIX BLUE Brushed  
22x31 cm - 9"x12"  
HEAVEN - STONE WHITE - MYSTIC  
130178 ● 65

## SPECIAL PIECES

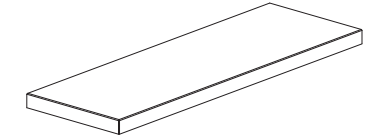
9 mm



BATTISCOPA  
5,4x60 cm - 2"x24"  
Nat. Rect. ● 13



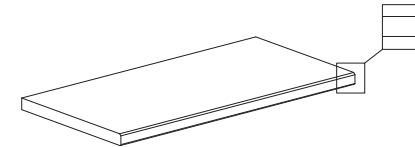
GRADONE COSTA RETTA  
33x120 cm - 13"x47"  
Brushed Rect. ● 212  
Nat. Rect. ● 210



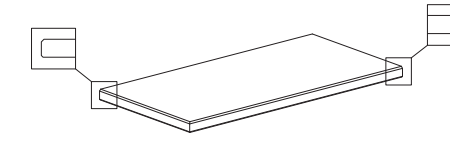
GRADONE ANGOLARE COSTA RETTA DX/SX  
33x120 cm - 13"x47"  
Brushed Rect. ● 224  
Nat. Rect. ● 223

## TWO SPECIAL PIECES

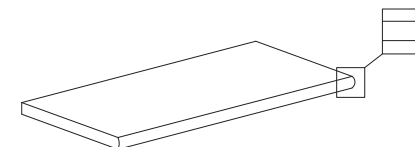
20 mm



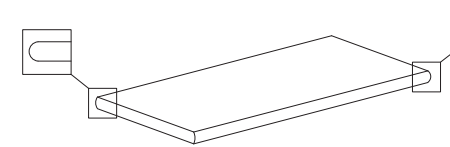
BORDO COSTA  
40x80 cm - 16"x31.5"  
Grip Rect. ● 189



ANGOLARE BORDO COSTA DX/SX  
40x80 cm - 16"x31.5"  
Grip Rect. ● 205



GRADONE CON TORO  
40x80 cm - 16"x31.5"  
Grip Rect. ● 192



GRADONE ANGOLARE CON TORO DX/SX  
40x80 cm - 16"x31.5"  
Grip Rect. ● 209

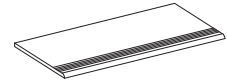
## SLIP RESISTANT

	STANDARD NORMA	NATURAL SURFACE SUPERFICIE NATURALE	BRUSHED SURFACE SUPERFICIE MOLATA	GRIP SURFACE SEPERFICIE GRIP
	B.C.R.A. (D.M.I. n. 236 μ>0,4)	> 0,40	-	> 0,40
	ANSI A137.1 (DCOF WET >0,42)	> 0,42	> 0,42	> 0,42
	DIN 51130	R10	-	R11
	DIN 51097	A + B A + B MOSAICO 4,7x4,7	-	A+B+C
	BS 7976 PTV ≥ 36 "Low slip risk"	≥ 36 Dry ≥ 36 Wet	-	≥ 36 DRY ≥ 36 WET
	AS 4586	CLASS P3	-	CLASS P4

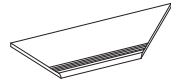
For specific certificates and data, contact Fincibec spa - Per i certificati specifici, e valori puntuali, contattare Finc ec spa

## POOLS & WELLNESS SPECIAL PIECES

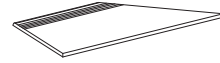
9 mm



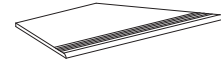
\*BORDO LINE GRIP  
40x80 cm - 16"x31,5"  
● 125



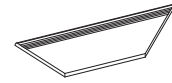
ANGOLO BORDO LINE INTERNO  
DX GRIP 40x80 cm - 16"x31,5"  
● 131



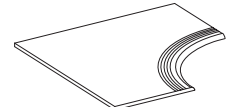
ANGOLO BORDO LINE INTERNO  
SX GRIP 40x80 cm - 16"x31,5"  
● 131



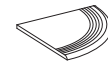
ANGOLO BORDO LINE ESTERNO  
DX GRIP 40x80 cm - 16"x31,5"  
● 131



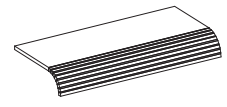
ANGOLO BORDO LINE ESTERNO  
SX GRIP 40x80 cm - 16"x31,5"  
● 131



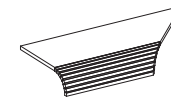
ANGOLO CURVO LINE INTERNO  
GRIP 80x80 cm - 31,5"x31,5"  
● 196



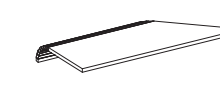
ANGOLO CURVO LINE ESTERNO  
GRIP 40x40 cm - 16"x16"  
● 187



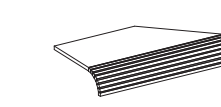
\*BORDO CURVED NON MONOLITICO  
GRIP 40x80 cm - 16"x31,5"  
● 220



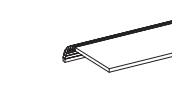
ANGOLO BORDO CURVED INTERNO  
DX GRIP 40x80 cm - 16"x31,5"  
● 228



ANGOLO BORDO CURVED INTERNO  
SX GRIP 40x80 cm - 16"x31,5"  
● 228



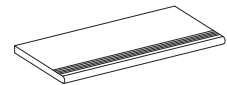
ANGOLO BORDO CURVED ESTERNO  
DX GRIP 40x80 cm - 16"x31,5"  
● 228



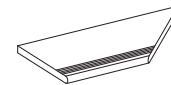
ANGOLO BORDO CURVED ESTERNO  
SX GRIP 40x80 cm - 16"x31,5"  
● 228

## POOLS & WELLNESS SPECIAL PIECES

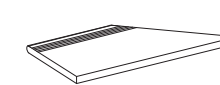
20 mm



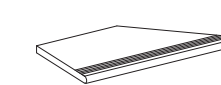
\*BORDO LINE CON TORO GRIP  
40x80 cm - 16"x31,5"  
● 196



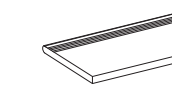
ANGOLO LINE INTERNO CON TORO  
DX GRIP 40x80 cm - 16"x31,5"  
● 199



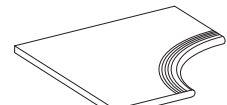
ANGOLO LINE INTERNO CON TORO  
SX GRIP 40x80 cm - 16"x31,5"  
● 199



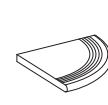
ANGOLO LINE ESTERNO CON TORO  
DX GRIP 40x80 cm - 16"x31,5"  
● 199



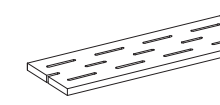
ANGOLO LINE ESTERNO CON TORO  
SX GRIP 40x80 cm - 16"x31,5"  
● 199



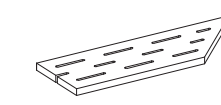
ANGOLO CURVO LINE INTERNO CON  
TORO GRIP 80x80 cm - 31,5"x31,5"  
● 228



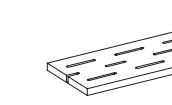
ANGOLO CURVO LINE ESTERNO CON  
TORO GRIP 40x40 cm - 16"x16"  
● 220



\*GRIGLIA 20 MM GRIP  
20x80 cm - 8"x31,5"  
● 202



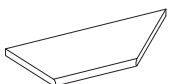
ANGOLO GRIGLIA DX 20 MM  
GRIP 20x80 cm - 8"x31,5"  
● 202



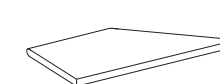
ANGOLO GRIGLIA SX 20 MM  
GRIP 20x80 cm - 8"x31,5"  
● 202



\*BORDO CON TORO GRIP  
40x80 cm - 16"x31,5"  
● 192



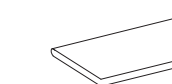
ANGOLO INTERNO CON TORO  
DX GRIP 40x80 cm - 16"x31,5"  
● 197



ANGOLO INTERNO CON TORO SX  
GRIP 40x80 cm - 16"x31,5"  
● 197



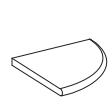
ANGOLO ESTERNO CON TORO DX  
GRIP 40x80 cm - 16"x31,5"  
● 197



ANGOLO ESTERNO CON TORO SX  
GRIP 40x80 cm - 16"x31,5"  
● 197



ANGOLO CURVO INTERNO CON TORO  
GRIP 80x80 cm - 31,5"x31,5"  
● 228




ANGOLO CURVO ESTERNO CON TORO  
GRIP 40x40 cm - 16"x16"  
● 212

## PACKAGING


	120x260 cm 47"x102"	120x120 cm 47"x47"	60x120 cm 24"x47"	60x60 cm 24"x24"	80x80 cm 31,5"x31,5"	TWO 80x80 cm 31,5"x31,5"	Mosaic - Mosaico 30x30 cm 12"x12"	Mosaic - Mosaico 22x31 cm 9"x12"	Mosaic - Mosaico 31x34 cm 12"x13"
Pc.	CASSA 20	2	2	3	2	1	11	5	5
M <sup>2</sup>	62,4	2,88	1,44	1,08	1,28	0,64	1	0,34	0,527
Kg	1060	58	31	22,5	26,2	29	20,3	7,5	11,6

	120x260 cm 47"x102"	120x120 cm 47"x47"	60x120 cm 24"x47"	60x60 cm 24"x24"	80x80 cm 31,5"x31,5"	TWO 80x80 cm 31,5"x31,5"	Mosaic - Mosaico 30x30 cm 12"x12"	Mosaic - Mosaico 22x31 cm 9"x12"	Mosaic - Mosaico 31x34 cm 12"x13"
Pc.	CAVALLA 36	20	35	40	40	40	36	-	-
M <sup>2</sup>	112,3	57,6	50,4	43,2	51,2	25,6	36	-	-
Kg	1908	1160	1085	900	1048	1160	730,8	-	-


## COLOURS VARIATIONS




V1  
Even appearance



V3  
Medium variation



V2  
Light variation



V4  
Strong variation

It is necessary to take the tiles from several different boxes when laying them.

## USE CATEGORIES

C1

Floor tiles recommended for low traffic areas.

C4

Floor tiles recommended for medium traffic areas.

7 mm

C2

Floor tiles recommended for light traffic areas.

C5

Floor tiles recommended for heavy uses.

9 mm

C3

Floor tiles recommended for medium-light traffic areas.

## NOTES

Fincibec reserves the right to modify its products without prior notice and cannot be held liable for direct or indirect damage caused by such modifications.

Always refer to the price list in force to ensure correct information and data on codes, packaging, and weight.


The colours shades, reported on the catalogue, are indicative.

## DURABILITY



### EASY MAINTENANCE

MANTAINS ITS AESTHETIC AND FUNCTIONAL PROPERTIES UNALTERED OVER THE YEARS WITH ORDINARY CLEANING



### RESISTANT TO SUNSHINE

MATERIAL WILL NOT FADE EVEN IN DIRECT CONTACT WITH UV RAYS



### RESISTANT TO CHEMICAL AGGRESSION

RESISTANT TO CHEMICAL AGENTS AND ACIDIC/BASIC SUBSTANCES USED IN HOME



### RESISTANT TO STAINS

IMPERMEABLE TO STAINS AND EASY TO CLEAN




### IMPERMEABLE

FINE PORCELAIN'S STONWARE COMPACT NATURE PREVENTS ABSORPTION OF WATER AND MOISTURE



### RESISTANT TO FROST

FINE PORCELAIN STONWARE IS FROSTPROOF AND CAN WITHSTAND EVEN THE COLDEST WINTER WEATHER



### RESISTANT TO TEMPERATURE EXCURSIONS

REMAINS UNALTERED BY SUDDEN CHANGES IN TEMPERATURE



### RESISTANT AND UNALTERABLE

FINE PORCELAIN STONWARE CAN BE USED TO COVER A GREAT VARIETY OF DIFFERENT SURFACES IN RESIDENTIAL AND COMMERCIAL BUILDINGS

## HEALTH



### ZERO FORMALDEHYDE

WILL NOT GIVE OFF FORMALDEHYDE EMISSIONS



### ZERO VOCs

FINE PORCELAIN STONWARE IS AN INERT MATERIAL THAT DOES NOT EMIT VOLATILE ORGANIC COMPOUNDS (VOC)



### ANALLERGIC

CONTAINS NO ALLERGENS




### ODOURLESS

DOES NOT GIVE OFF ODOURS INDOORS OR OUTDOORS



### RESISTANT TO MICROBES


FINE PORCELAIN STONWARE IS AN INERT MATERIAL WHICH INHIBITS GROWTH OF BACTERIA AND FUNGUS



### EASY TO CLEAN

CAN BE CLEANED WITH WATER OR ORDINARY CLEANING PRODUCTS FOR GUARANTEED HYGIENE

**SAFETY**




**FIRE-RESISTANT**

FINE PORCELAIN STONWARE TILES ARE INCOMBUSTIBLE, DO NOT BURN, DO NOT GIVE OFF FUMES, AND DO NOT PROPAGATE FLAME IN CASE OF FIRE



**NON-SLIP**

FINE PORCELAIN STONWARE SURFACES CAN BE MADE WITH NON-SLIP SURFACES



**UNALTERABLE UNDER THE EFFECT OF HEAT**

FINE PORCELAIN STONWARE HAS LOW THERMAL EXPANSION, MAKING IT IDEAL FOR USE WITH UNDERFLOOR HEATING SYSTEMS

**ENVIRONMENT**



**ENVIRONMENTALLY SUSTAINABLE**

FINE PORCELAIN STONWARE HAS A LOW ENVIRONMENTAL IMPACT THROUGHOUT ITS LIFESPAN, FROM PRODUCTION TO DISPOSAL



**RECYCLING**

FINE PORCELAIN STONWARE IS EASILY RECYCLABLE AS IT IS A HOMOGENEOUS PRODUCT MADE OF INERT NATURAL MATERIALS



**EFFICIENCY AND ENERGY SAVINGS**

FINE PORCELAIN STONWARE SAVES ENERGY THANKS TO ITS THERMAL INERTIA, WHICH REDUCES INDOOR TEMPERATURE EXCURSION

**TECHNICAL SPECIFICATIONS / COLOURED PORCELAIN STONWARE**

STANDARDS : UNI EN 14411 ANNEX G - Bla / UNI EN ISO 13006 ANNEX G - Bla

CARATTERISTICHE TECNICHE TECHNICAL DATA TECHNISCHE DATEN CARACTERÍSTICAS TÉCNICAS ТЕХНИЧЕСКИЕ ХАРАКТЕРИСТИКИ		TIPO DI PROVA STANDARD OF TEST NORME DU TEST TESTNORMA TIPO DE PRUEBA ТИП ТЕСТА	VALORI PRESCRITTI DALLE NORME INTERNATIONAL STANDARDS INTERNATIONALE NORMWERTE VALEURS PRÉVUES PAR LES NORMES VALORES PREVISTOS POR LAS NORMAS ПРЕДУСМОТРЕННЫЕ СТАНДАРТОМ			VALORE MEDIO AVERAGE VALUE MITTELWERT VALEURS MOYEN VALOR MEDIO СРЕДНЕЕ ЗНАЧЕНИЕ		
CARATTERISTICHE DIMENSIONALI - SIZE CHARACTERISTICS MASSEIGENSCHAFTEN - DETERMINATION DES CARACTERÍSTICAS DIMENSIONELLES CARACTERÍSTICAS DIMENSIONALES - РАЗМЕРНЫЕ ХАРАКТЕРИСТИКИ		REQUIREMENTS FOR NOMINAL SIZE N			NAT	BRUSHED	GRIP	
		7 cm ≤ N < 15 cm						
		mm			%			
	LATI - SIDES - SEITEN COTES - CANTOS РАЗМЕРЫ СТОРОН	FOR NON-RECTIFIED TILES	EN ISO 10545-2	± 0.9	± 0.6	± 2.0	<b>CONFORME</b> COMPLYING - ERFÜLLT CONFORME - CONFORME СООТВЕТСТВУЕТ	
		FOR RECTIFIED TILES		± 0.4	± 0.3	± 1.0		
	SPESORE THICKNESS - DICKE ÉPAISSEUR - ESPESOR ТОЛЩИНА		EN ISO 10545-2	± 0.5	± 5.0	± 0.5	<b>CONFORME</b> COMPLYING - ERFÜLLT CONFORME - CONFORME СООТВЕТСТВУЕТ	
	RETILINITÀ DEGLI SPIGOLI STRAIGHTNESS OF SIDES - GERADENHEIT DER KANTEN RECTITUDE DES ARÊTES - RECTITUD DE LOS CANTOS КОСОУГОЛЬНОСТЬ	FOR NON-RECTIFIED TILES	EN ISO 10545-2	± 0.8	± 0.5	± 1.5	<b>CONFORME</b> COMPLYING - ERFÜLLT CONFORME - CONFORME СООТВЕТСТВУЕТ	
		FOR RECTIFIED TILES		± 0.4	± 0.3	± 0.8		
	ORTOGONALITÀ RECTANGULARITY - RECHTWINKLIGKEIT PERPENDICULARITÉ - ORTOGONALIDAD КРИВИЗНА СТОРОН	FOR NON-RECTIFIED TILES	EN ISO 10545-2	± 0.8	± 0.5	± 2.0	<b>CONFORME</b> COMPLYING - ERFÜLLT CONFORME - CONFORME СООТВЕТСТВУЕТ	
		FOR RECTIFIED TILES		± 0.4	± 0.3	± 1.5		
	PLANARITÀ SURFACE FLATNESS - EBENFLÄCHIGKEIT PLANEITE DE SURFACE - PLANEIDAD КРИВИЗНА ЛИЦЕВОЙ ПОВЕРХНОСТИ	CENTRE CURVATURE FOR NON-RECTIFIED TILES	EN ISO 10545-2	± 0.8	± 0.5	± 2.0	<b>CONFORME</b> COMPLYING - ERFÜLLT CONFORME - CONFORME СООТВЕТСТВУЕТ	
		EDGE CURVATURE FOR NON-RECTIFIED TILES		± 0.6	± 0.4	± 1.8		
		FOR RECTIFIED TILES		± 0.8	± 0.5	± 2.0		
		FOR RECTIFIED TILES		± 0.6	± 0.4	± 1.8		
	WARPAGE FOR RECTIFIED TILES			± 0.8	± 0.5	± 2.0		
				± 0.6	± 0.4	± 1.8		
	ASSORBIMENTO D'ACQUA WATER ABSORPTION - WASSERAUFNAHME ABSORPTION D'EAU - ABSORCIÓN DE AGUA ВОДОПОГЛОЩЕНИЕ		EN ISO 10545-3	≤ 0.5%			≤ 0.1%	
	RESISTENZA ALLA FLESSIONE FLEXION RESISTANCE - BIEGEFESTIGKEIT RESISTANCE A LA FLEXION - RESISTENCIA A LA FLEXIÓN ПРЕДЕЛ ПРОЧНОСТИ ПРИ ИЗГИБЕ		EN ISO 10545-4	S ≥ 700 N < E 7,5 mm			<b>CONFORME</b> COMPLYING - ERFÜLLT CONFORME - CONFORME СООТВЕТСТВУЕТ	
				S ≥ 1300 N ≥ E 7,5 mm				
				R ≥ 35 N/mm²				
	RESISTENZA ALL'URTO IMPACT RESISTANCE - STOSSFESTIGKEIT RESISTANCE AUX CHOCES - RESISTENCIA A LOS GOLPES УДАРСТОЙКОСТЬ		EN ISO 10545-5	VALORE DICHIARATO DECLARED VALUE - ANGEGEBENER WERT VALEUR DÉCLARÉE - VALOR DECLARADO ЗАЯВЛЕННОЕ ЗНАЧЕНИЕ			> 0.80	
	COEFFICIENTE DI DILATAZIONE TERMICA LINEARE COEFFICIENT OF LINEAR THERMAL-EXPANSION - LINEARER WÄRMEAUDEHNUNGSKOEFFIZIENT COEFFICIENT DE DILATATION THERMIQUE LINEAIRE - COEFICIENTE DE DILATACIÓN TÉRMICA LINEAL - КОЭФФИЦИЕНТ ЛИНЕЙНОГО ТЕРМИЧЕСКОГО РАСШИРЕНИЯ		EN ISO 10545-8	VALORE DICHIARATO DECLARED VALUE - ANGEGEBENER WERT VALEUR DÉCLARÉE - VALOR DECLARADO ЗАЯВЛЕННОЕ ЗНАЧЕНИЕ			α = 6,7x10 <sup>-6</sup> /C°	
	RESISTENZA AGLI SBALZI TERMICI RESISTANCE TO THERMAL SHOCKS - BESTÄNDIGKEIT GEGEN TEMPERATURSCHWANKUNGEN RESISTANCE AUX CHOCS THERMIQUES - RESISTENCIA A LOS CHOQUES TÉRMICOS СТОЙКОСТЬ К ПЕРЕПАДАМ ТЕМПЕРАТУРЫ		EN ISO 10545-9	TEST SUPERATO SECONDO EN ISO 10545-1 TEST PASSED ACCORDING TO - TEST BESTANDEN NACH TEXTE DÉPASSÉ SELON - PRUEBA SUPERADA SEGÚN ИСПЫТАНИЕ ПРОЙДЕНО В СООТВЕТСТВИИ С			NESSUN DANNO NO DAMAGE - KEIN SCHADEN AUCUN DOMMAGE - NINGUN DANO БЕЗ ПОВРЕЖДЕНИЙ	
	DILATAZIONE ALL'UMIDITÀ (IN MM/M) MOISTURE EXPANSION (IN MM/M) - FEUCHTIGKEITSBEDINGTE AUSDEHNUNG (IN MM/M) - DILATATION À L'HUMIDITÉ (EN MM/M) - DILATACIÓN CON LA HUMEDAD (EN MM/M) - ВЛАЖНОСТНОЕ РАСШИРЕНИЕ (В ММ/М)		EN ISO 10545-10	VALORE DICHIARATO DECLARED VALUE - ANGEGEBENER WERT VALEUR DÉCLARÉE - VALOR DECLARADO ЗАЯВЛЕННОЕ ЗНАЧЕНИЕ			MAX 0.1 mm / m	
	RESISTENZA AL GELO FROST RESISTANCE - FROSTBESTÄNDIGKEIT - RESISTANCE AU GEL RESISTENCIA AL HIELO - МОРОЗОСТОЙКОСТЬ		EN ISO 10545-12	TEST SUPERATO SECONDO EN ISO 10545-1 TEST PASSED ACCORDING TO - TEST BESTANDEN NACH TEXTE DÉPASSÉ SELON - PRUEBA SUPERADA SEGÚN ИСПЫТАНИЕ ПРОЙДЕНО В СООТВЕТСТВИИ С			NESSUN DANNO NO DAMAGE - KEIN SCHADEN AUCUN DOMMAGE - NINGUN DANO БЕЗ ПОВРЕЖДЕНИЙ	
	RESISTENZA AI PRODOTTI CHIMICI USO DOMESTICO E ADDITIVI PER PISCINA RESISTANCE TO HOUSEHOLD AND SWIMMING POOL CHEMICAL PRODUCTS BESTÄNDIGKEIT GEGEN HAUSHALTSCHIMIKALIEN UND ZUSATZSTOFFE FÜR SWIMMINGPOOLS - RESISTANCE AUX PRODUITS CHIMIQUES USAGE DOMESTIQUE ET ADDITIFS POUR PISCINE - RESISTENCIA A LOS PRODUCTOS QUÍMICOS DE USO DOMÉSTICO Y ADITIVOS PARA PISCINA - СТОЙКОСТЬ К ДЕЙСТВИЮ БЫТОВЫХ ХИМИЧЕСКИХ СРЕДСТВ, ДОБАВКАМ В БАССЕЙНЫ		EN ISO 10545-13	B MIN			<b>CONFORME</b> COMPLYING - ERFÜLLT CONFORME - CONFORME СООТВЕТСТВУЕТ	
	RESISTENZA A BASSE CONCENTRAZIONI DI ACIDI E ALCALI RESISTANCE TO LOW CONCENTRATIONS OF ACIDS AND ALKALI - BESTÄNDIGKEIT BEI NIEDRIGEN KONZENTRATIONEN VON SÄUREN UND LAUGEN - RESISTANCE À BASSES CONCENTRATIONS D'ACIDES ET ALCALIS - RESISTENCIA A BAJAS CONCENTRACIONES DE ÁCIDOS Y ALCALIS - СТОЙКОСТЬ К ДЕЙСТВИЮ НИЗКИХ КОНЦЕНТРАЦИЙ КИСЛОТ И ЩЕЛОЧЕЙ		EN ISO 10545-13	VALORE DICHIARATO DECLARED VALUE - ANGEGEBENER WERT VALEUR DÉCLARÉE - VALOR DECLARADO ЗАЯВЛЕННОЕ ЗНАЧЕНИЕ			<b>CONFORME</b> COMPLYING - ERFÜLLT CONFORME - CONFORME СООТВЕТСТВУЕТ	
	RESISTENZA AD ALTE CONCENTRAZIONI DI ACIDI E ALCALI RESISTANCE TO HIGH CONCENTRATIONS OF ACIDS AND ALKALI - BESTÄNDIGKEIT BEI HOHEN KONZENTRATIONEN VON SÄUREN UND LAUGEN - RESISTANCE À HAUTES CONCENTRATIONS D'ACIDES ET ALCALIS - RESISTENCIA A ALTAS CONCENTRACIONES DE ÁCIDOS Y ALCALIS - СТОЙКОСТЬ К ДЕЙСТВИЮ ВЫСОКИХ КОНЦЕНТРАЦИЙ КИСЛОТ И ЩЕЛОЧЕЙ		EN ISO 10545-13	VALORE DICHIARATO DECLARED VALUE - ANGEGEBENER WERT VALEUR DÉCLARÉE - VALOR DECLARADO ЗАЯВЛЕННОЕ ЗНАЧЕНИЕ			<b>CONFORME</b> COMPLYING - ERFÜLLT CONFORME - CONFORME СООТВЕТСТВУЕТ	
	RESISTENZA ALLE MACCHIE RESISTANCE TO STAINS - FLECKENBESTÄNDIGKEIT RESISTANCE AUX TACHES - RESISTENCIA A LAS MANCHAS УСТОЙЧИВОСТЬ К ПЯТНООБРАЗОВАНИЮ		EN ISO 10545-14	VALORE DICHIARATO DECLARED VALUE - ANGEGEBENER WERT VALEUR DÉCLARÉE - VALOR DECLARADO ЗАЯВЛЕННОЕ ЗНАЧЕНИЕ			<b>CONFORME</b> COMPLYING - ERFÜLLT CONFORME - CONFORME СООТВЕТСТВУЕТ	
	CESSIONE DI PIOMBO E CADMIO LEAD AND CADMIUM DISCHARGE - ABGABE VON BLEI UND CADMIUM PERTE DE PLOMB ET CADMIUM - CESIÓN DE PLOMO Y CADMIO ВЫДЕЛЕНИЕ СВИНЦА И КАДМИЯ		EN ISO 10545-15	VALORE DICHIARATO DECLARED VALUE - ANGEGEBENER WERT VALEUR DÉCLARÉE - VALOR DECLARADO ЗАЯВЛЕННОЕ ЗНАЧЕНИЕ			< AL LIMITE DI RILEVAMENTO < THAN INSTRUMENT LIMIT < UNMESSBARES WERT < LIMITE DE L'INSTRUMENT < LIMITE DEL INSTRUMENTO <НА ПРЕДЕЛЕ ОПРЕДЕЛИМОСТИ	

PER I CERTIFICATI SPECIFICI E VALORI PUNTUALI, CONTATTARE FINCIBEC SPA - FOR SPECIFIC CERTIFICATES AND DATA, CONTACT FINCIBEC S.P.A. - FÜR SPEZIELLE ZERTIFIKATE UND PUNKTWERTE, FINCIBEC S.P.A. KONTAKTIEREN - POUR LES CERTIFICATS SPÉCIFIQUES ET LES VALEURS PONCTUELLES, CONTACTER FINCIBEC S.P.A. - PARA LOS CERTIFICADOS ESPECÍFICOS Y LOS VALORES CONCRETOS, CONTACTE CON FINCIBEC S.P.A. - ВО ВОПРОСАХ СПЕЦИАЛЬНЫХ СЕРТИФИКАТОВ И ПОКАЗАТЕЛЕЙ СВЯЖИТЕСЬ С FINCIBEC SPA.

ESCLUSO PEZZI SPECIALI ED ELEMENTI DECORATIVI  
WITH THE EXCEPTION OF SPECIAL PIECES AND DECORS - A L'EXCEPTION DE PIÈCES SPÉCIALES ET ÉLÉMENTS DÉCORATIFS - AUSSCHLIEBICH FORMSTÜCKE UND DEKORTEILE - EXCLUIDO PIEZAS ESPECIALES Y ELEMENTOS DECORATIVOS

# QUANTUM

TILES. STONE. CORK.

Improving life's spaces.

0800 525 585  
hello@qcg.co.nz

Palmerston North Showroom  
20 Kaimanawa Street, Kelvin Grove

Auckland Showroom  
21 Davis Crescent, Newmarket

in @ f

www.qcg.nz



Fincibec S.p.A è socio di:

