

DOCKS

GRES PORCELLANATO SMALTATO
GLAZED PORCELAIN TILE



CERAMICA EURO S.p.A.
Via Radici Nord, 164 - 42014 Castellarano RE Italy
Tel +39 0536 825202 - Fax +39 0536 825210 - info@cereuro.it - www.cereuro.it



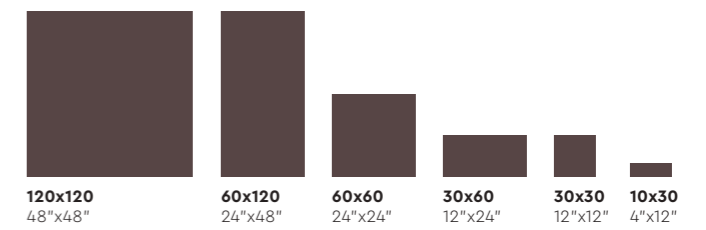


DOCKS

GRES PORCELLANATO SMALTATO
GLAZED PORCELAIN TILE

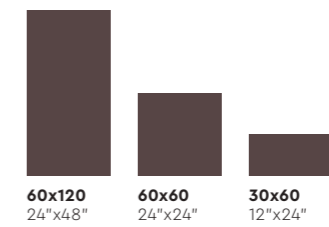
INDOOR R10

9mm



OUTDOOR R11

9mm



BLACK

WALL DOCKS CANNETTATO BLACK 60x120 24"x48"
MOSAICO ESAGONA BLACK 29x25 11.5"x10"
FLOOR DOCKS BLACK 120x120 48"x48"



WALL DOCKS
BLACK 60x120 24"x48"
CANNETTATO BLACK 60x120 24"x48"
FLOOR DOCKS
BLACK 60x120 24"x48"

WALL DOCKS BEIGE - 60x120 24"x48"
CANNETTATO BEIGE 60x120 24"x48"
FLOOR DOCKS BEIGE 60x60 24"x24"



BEIGE

WALL DOCKS
CANNETTATO BEIGE 60x120 24"x48"
FLOOR DOCKS
BEIGE **60x120 24"x48"**
BEIGE **60x60 24"x24"**
BEIGE **30x60 12"x24"**



GREY

WALL DOCKS
CANNETTATO GREY
60x120 24"x48"

FLOOR DOCKS
GREY **60x120** 24"x48"



GREY

FLOOR DOCKS GREY R11
60x120 24"x48"



WALL DOCKS
CANNETTATO WHITE 60x120 24"x48"
FLOOR DOCKS
WHITE 120x120 48"x48"



WHITE

FLOOR DOCKS WHITE R11
60x120 24"x48"



GAMMA DOCKS

GRES PORCELLANATO SMALTATO GLAZED PORCELAIN TILE
V2 VARIAZIONE MINIMA SLIGHT VARIATION




BEIGE



WHITE



GREY




BLACK



FORMATI . SIZES

120x120 48"x48"



Rectified
± 9 mm R10
2x 155 **MQ**

DOCWH120 WHITE
DOCBE120 BEIGE
DOCGR120 GREY
DOCBL120 BLACK

60x120 24"x48"



Rectified
± 9 mm R10
2x 118 **MQ**

120DOCWH WHITE
120DOCBE BEIGE
120DOCGR GREY
120DOCBL BLACK

Rectified
± 9 mm R11 **OUT**
2x 118 **MQ**

120DOCWHG WHITE
120DOCBEG BEIGE
120DOCGRG GREY

60x60 24"x24"



Rectified
± 9 mm R10
3x 102 **MQ**

60DOCWH WHITE
60DOCBE BEIGE
60DOCGR GREY
60DOCBL BLACK

Rectified
± 9 mm R11 **OUT**
3x 102 **MQ**

60DOCWHG WHITE
60DOCBEG BEIGE
60DOCGRG GREY

30x60 12"x24"



Rectified
± 9 mm R10
6x 102 **MQ**

30DOCWH WHITE
30DOCBE BEIGE
30DOCGR GREY
30DOCBL BLACK

Rectified
± 9 mm R11 **OUT**
6x 102 **MQ**

30DOCWHG WHITE
30DOCBEG BEIGE
30DOCGRG GREY

30x30 12"x12"




Rectified
± 9 mm R10
12x 110 **MQ** *

DOCWH WHITE
DOCBE BEIGE
DOCGR GREY
DOCBL BLACK

* Vendita su ordinazione.
Available upon request.

10x30 4"x12"



Rectified
± 9 mm R10
32x 150 **MQ** *

10DOCWH WHITE
10DOCBE BEIGE
10DOCGR GREY
10DOCBL BLACK

* Vendita su ordinazione.
Available upon request.

DECORI DECORS


60x120 24"x48"



Cannettato Rectified
± 9 mm R10
2x 118 **MQ**

120DOCCAWH WHITE
120DOCCABE BEIGE
120DOCCAGR GREY
120DOCCABL BLACK

30x30 12"x12"

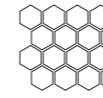


Mosaico 5x5 su Rete Rectified
± 9 mm R10
11x 14 **PZ** *

DOCTOZWH WHITE
DOCTOZBE BEIGE
DOCTOZGR GREY
DOCTOZBL BLACK

* Vendita tassativa a scatole complete. Ordine minimo 30 scatole / colore (1 pallet completo). Sale in full boxes only. Minimum order 30 boxes / color (1 full pallet).

29x25 11.5"x10"



Mosaico Esagona su rete Rectified
± 9 mm R10
6x 42 **PZ** *

DOCESAWH WHITE
DOCESABE BEIGE
DOCESAGR GREY
DOCESABL BLACK

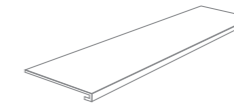
* Vendita tassativa a scatole complete. Ordine minimo 60 scatole / colore (1 pallet completo). Sale in full boxes only. Minimum order 60 boxes / color (1 full pallet).

PEZZI SPECIALI SPECIAL TRIMS



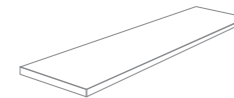
Battiscopa Digitale
SKIRTING
6x60 2.4"x24" 14 **PZ**
15x

6BATDOCWH WHITE
6BATDOCBE BEIGE
6BATDOCGR GREY
6BATDOCBL BLACK



Gradino Lineare Costa Retta
STEP * **33x120 13"x48"** 250 **PZ**
2x

GRADOCWH WHITE
GRADOCBE BEIGE
GRADOCGR GREY
GRADOCBL BLACK



Angolare Costa Retta DX
CORNER STEP * **33x120x3 13"x48"x1.2"** 263 **PZ**
2x

ANGDOCWHDX WHITE
ANGDOCBEDX BEIGE
ANGDOCGRDX GREY
ANGDOCBLDX BLACK

Angolare Costa Retta SX
CORNER STEP * **33x120x3 13"x48"x1.2"** 263 **PZ**
2x

ANGDOCWHSX WHITE
ANGDOCBESX BEIGE
ANGDOCGRSX GREY
ANGDOCBLSX BLACK

Angolare Costa Retta DX/SX
CORNER STEP * **33x120x3 13"x48"x1.2"** 289 **PZ**
2x

ANGDOCWHDS WHITE
ANGDOCBEDS BEIGE
ANGDOCGRDS GREY
ANGDOCBLDS BLACK

* Disponibile solo su ordinazione . Available on demand

DOCKS

	pz/box	mq/box	kg/box	box/pal	mq/pal	kg/pal
120x120 48"x48" Rectified R10	2	2,88	55,90	18	51,84	1006,20
60x120 24"x48" Rectified R10 / R11	2	1,44	28,40	36	51,84	1022,40
60x60 24"x24" Rectified R10 / R11	3	1,08	21,30	40	43,20	852,00
30x60 12"x24" Rectified R10 / R11	6	1,08	21,00	48	51,84	1008,00
30x30 12"x12" Rectified R10	12	1,08	21,00	48	51,84	1008,00
10x30 4"x12" Rectified R10	32	0,96	19,30	36	34,56	694,80

CARATTERISTICHE TECNICHE . TECHNICAL FEATURES

Norma Di Riferimento . Specification Reference **UNI EN 14411/ISO 13006 Appendice G Bla GL**

Caratteristiche tecniche Technical features	Norma Norm	DOCKS
LUNGHEZZA E LARGHEZZA LENGTH AND WIDTH		CONFORME IN ACCORDANCE
SPESSORE THICKNESS		CONFORME IN ACCORDANCE
RETTILINEITÀ SPIGOLI STRAIGHTNESS OF SIDES	UNI EN ISO 10545-2	CONFORME IN ACCORDANCE
ORTOGONALITÀ RECTANGULARITY		CONFORME IN ACCORDANCE
PLANARITÀ SURFACE FLATNESS		CONFORME IN ACCORDANCE
ASPETTO ASPECT		CONFORME IN ACCORDANCE
ASSORBIMENTO D'ACQUA WATER ABSORPTION	UNI EN ISO 10545-3	≤ 0,5%
RESISTENZA A FLESSIONE FLEXURAL STRENGTH	UNI EN ISO 10545-4	≥ 35 N/mm ²
MODULO DI ROTTURA BREAKING STRENGTH		≥ 1300 N
DETERMINAZIONE DELLA RESISTENZA ALL'URTO DETERMINATION OF IMPACT RESISTANCE	UNI EN ISO 10545-5	0,90
RESISTENZA ALL'ABRAZIONE (METODO PEI) ABRASION RESISTANCE (PEI-METHOD)	UNI EN ISO 10545-7	DA 3 A 5 IN BASE AL COLORE FROM 3 TO 5, ACCORDING TO COLOR
COEFFICIENTE DI DILATAZIONE TERMICA LINEARE THERMAL EXPANSION COEFFICIENT	UNI EN ISO 10545-8	(5,7±5,9) X 10 ⁻⁶ /°C
RESISTENZA AGLI SBALZI TERMICI THERMAL SHOCK RESISTANCE	UNI EN ISO 10545-9	RESISTENTE RESISTANT
DETERMINAZIONE DELLA DILATAZIONE DOVUTA ALL'UMIDITÀ DETERMINATION OF MOISTURE EXPANSION	UNI EN ISO 10545-10	0,0 mm/m
DETERMINAZIONE DELLA RESISTENZA AL CAVILLO DETERMINATION OF CRAZING RESISTANCE	UNI EN ISO 10545-11	RESISTENTE RESISTANT
RESISTENZA AL GELO FROST RESISTANCE	UNI EN ISO 10545-12	INGELIVO FROST-RESISTANT
RESISTENZA AGLI AGENTI CHIMICI RESISTANCE TO CHEMICALS	UNI EN ISO 10545-13	MINIMO CLASSE B MINIMUM CLASS B
RESISTENZA ALLE MACCHIE STAIN RESISTANCE	UNI EN ISO 10545-14	MINIMO CLASSE 3 MINIMUM CLASS 3
	DIN 51130	R10 - R11
RESISTENZA ALLO SCIVOLAMENTO SLIP RESISTANCE	C.o.F.B.C.R./D.M. 236 14/6/89	μ >0,40
	D.C.o.F / ANSI A326.3	>0,42
REAZIONE AL FUOCO REACTION TO FIRE	96/603/CE	A1 _{FL} /A1