

IsLa® ■ □ □
FASCINO ITALIANO

I-STONE

I-STONE

GRES PORCELLANATO A TUTTA MASSA

FULL BODY PORCELAIN STONEWARE

GRÈS CÉRAMÉ PLAINE MASSE

VOLLMASSEFEINSTEINZEUG

GRES PORCELLANATO GEHEEL MASSIEF RE

Una collezione dal carattere forte, capace di definire la personalità degli ambienti e, al tempo stesso, valorizzare i diversi stili di design. La superficie ceramica di I-Stone esprime il fascino essenziale della roccia sedimentaria, con le sue naturali irregolarità. Il risultato è un elegante effetto pietra, in quattro tonalità e formati modulari, arricchito da intrusioni materiche di origine fossile, perfetto per l'architettura di oggi.

A collection with a strong character, capable of giving personality to spaces and, at the same time, of bringing out the best in different design styles. I-Stone's ceramic surface expresses the essential charm of sedimentary rock, with its natural unevenness. This results in an elegant stone effect, in four shades and modular formats, enriched by textural inclusions of fossil origin, perfect for architecture as it is today.

Eine charakterstarke Oberfläche definiert die Persönlichkeit der Räume und hebt zeitgleich dazu die verschiedenen Designstile hervor. Die Keramikfläche von I-Stone drückt den essentiellen Charme des Sedimentgesteins mit seinen natürlichen Unregelmäßigkeiten aus.

Das Resultat ist ein eleganter Steineffekt, in vier Farbtönen und Modulformaten, bereichert durch Intrusionen fossilen Ursprungs und perfekt für die Architektur von heute.

Une collection au caractère marqué, capable de définir la personnalité des espaces tout en mettant en valeur les différents styles de design. La surface céramique d'I-Stone exprime le charme essentiel de la roche sédimentaire, avec ses irrégularités naturelles. Le résultat est un élégant effet pierre, en quatre teintes et formats modulaires, enrichi d'intrusions de matières d'origine fossile, parfait pour l'architecture contemporaine.

Een collectie met een sterk karakter die de persoonlijke sfeer in een ruimte kan definiëren en tegelijkertijd verschillende ontwerpstijlen kan versterken. Het keramische oppervlak van I-Stone brengt met zijn natuurlijke onregelmatigheden de fascinerende essentie van sedimentair gesteente tot uitdrukking. Het resultaat is een elegant natuursteeneffect, in vier kleurtinten en modulaire formaten, verrijkt met insluitingen van oorspronkelijk fossiel materiaal, perfect voor de hedendaagse architectuur.

I-BEIGE

I-TAUPE

I-GREY

I-DARK



2

3

I-DARK

60x120 - 23⁵/₈"x48" Rett / 60x60 - 23⁵/₈"x23⁵/₈" Rett
80x80 - 32"x32" Rett / 40x80 - 16"x32" Rett



I-STONE

I-DARK

60x120 - 23⁵/₈"x48" Rett / 60x60 - 23⁵/₈"x23⁵/₈" Rett
80x80 - 32"x32" Rett / 40x80 - 16"x32" Rett



6

7

I-STONE

I-DARK

60x120 - 23⁵/₈"x48" Rett

I-STONE



I-DARK

60x120 - 23⁵/₈"x48" Rett



10

11

I-DARK

80x80 - 32"x32" Rett 20 MM R11



I-STONE

12

13

I-GREY

80x80 - 32"x32" Rett 20 MM R11



I-STONE

14

15

I-GREY

80x80 - 32"x32" Rett



I-STONE

I-TAUPE

60x120 - 23⁵/₈"x48" Rett / 60x60 - 23⁵/₈"x23⁵/₈" Rett
80x80 - 32"x32" Rett / 40x80 - 16"x32" Rett



I-STONE

I-TAUPE

80x80 - 32"x32" Rett / 40x80 - 16"x32" Rett

I-STONE



I-TAUPE

80x80 - 32"x32" Rett



I-STONE

I-BEIGE

60x120 - 23⁵/₈"x48" Rett / 60x60 - 23⁵/₈"x23⁵/₈" Rett



I-STONE

I-BEIGE

80x80 - 32"x32" Rett

I-DARK

GRES PORCELLANATO A TUTTA MASSA

FULL BODY PORCELAIN STONEWARE

GRÈS CÉRAMÉ PLAINE MASSE

VOLLMASSEFEINSTEINZEUG

GRES PORCELLANATO GEHEEL MASSIEF

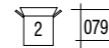


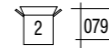
26



27



1006496 - 60x120 - 23^{5/8}"x48" Rett 


1006508 - 60x120 - 23^{5/8}"x48" Rett R11 

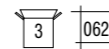


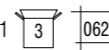
1006498 - 80x80 - 32"x32" Rett 


1006512 - 80x80 - 32"x32" Rett R11 

1006495 - 80x80 - 32"x32" Rett **20 MM** R11 



1006497 - 60x60 - 23^{5/8}"x23^{5/8}" Rett 

1006507 - 60x60 - 23^{5/8}"x23^{5/8}" Rett R11 



1006499 - 40x80 - 16"x32" Rett 

1006506 - 40x80 - 16"x32" Rett R11 

I-GREY

GRES PORCELLANATO A TUTTA MASSA
 FULL BODY PORCELAIN STONEWARE
 GRÉS CÉRAME PLAINE MASSE
 VOLLMASSEFEINSTEINZEUG
 GRES PORCELLANATO GEHEEL MASSIEF







28



29



1006519 - 60x120 - 23^{5/8}"x48" Rett  

1006531 - 60x120 - 23^{5/8}"x48" Rett R11  







1006525 - 80x80 - 32"x32" Rett  

1006537 - 80x80 - 32"x32" Rett R11  



1006540 - 80x80 - 32"x32" Rett **20 MM** R11  



1006522 - 60x60 - 23^{5/8}"x23^{5/8}" Rett  

1006534 - 60x60 - 23^{5/8}"x23^{5/8}" Rett R11  



1006515 - 40x80 - 16"x32" Rett  

1006528 - 40x80 - 16"x32" Rett R11  

I-TAUPE

GRES PORCELLANATO A TUTTA MASSA

FULL BODY PORCELAIN STONEWARE

GRÈS CÉRAMÉ PLAINE MASSE

VOLLMASSEFEINSTEINZEUG

GRES PORCELLANATO GEHEEL MASSIEF



30



31



1006517 - 60x120 - 23^{5/8}"x48" Rett

1006529 - 60x120 - 23^{5/8}"x48" Rett R11



1006523 - 80x80 - 32"x32" Rett

1006535 - 80x80 - 32"x32" Rett R11

1006538 - 80x80 - 32"x32" Rett **20 MM** R11



1006520 - 60x60 - 23^{5/8}"x23^{5/8}" Rett

1006532 - 60x60 - 23^{5/8}"x23^{5/8}" Rett R11



1006513 - 40x80 - 16"x32" Rett

1006526 - 40x80 - 16"x32" Rett R11

I-BEIGE

GRES PORCELLANATO A TUTTA MASSA
 FULL BODY PORCELAIN STONEWARE
 GRÈS CÉRAME PLAINE MASSE
 VOLLMASSEFEINSTEINZEUG
 GRES PORCELLANATO GEHEEL MASSIEF



32



33



1006518 - 60x120 - 23^{5/8}"x48" Rett

1006530 - 60x120 - 23^{5/8}"x48" Rett R11



1006524 - 80x80 - 32"x32" Rett

1006536 - 80x80 - 32"x32" Rett R11

1006539 - 80x80 - 32"x32" Rett **20 MM** R11



1006521 - 60x60 - 23^{5/8}"x23^{5/8}" Rett

1006533 - 60x60 - 23^{5/8}"x23^{5/8}" Rett R11



1006514 - 40x80 - 16"x32" Rett

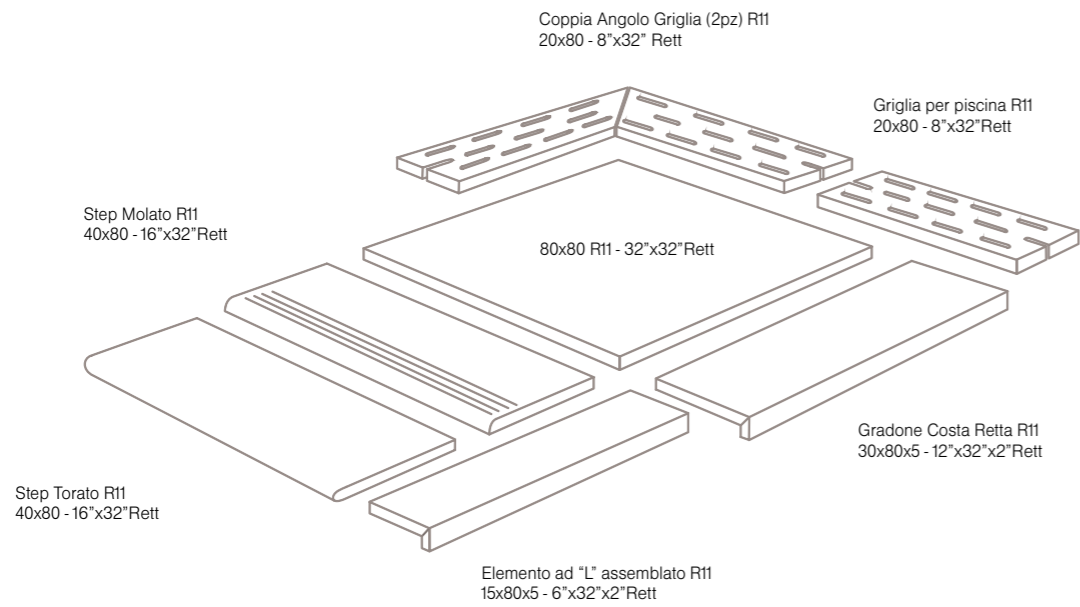
1006527 - 40x80 - 16"x32" Rett R11

PEZZI SPECIALI 9,5 MM - SPECIAL PIECES 9,5 MM

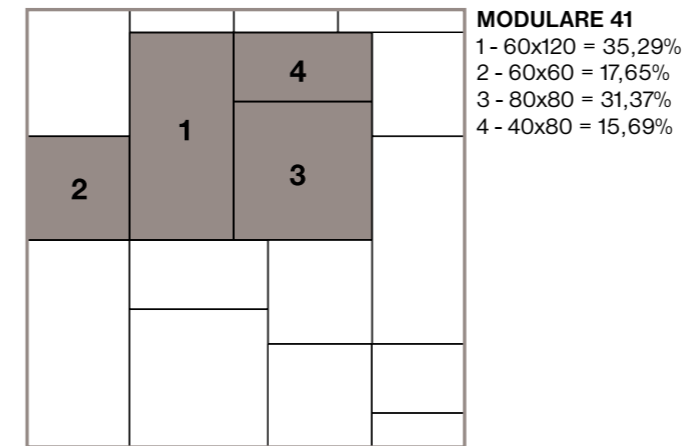
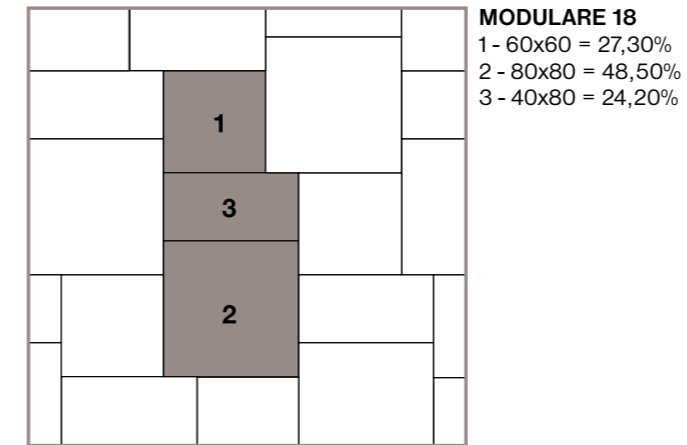
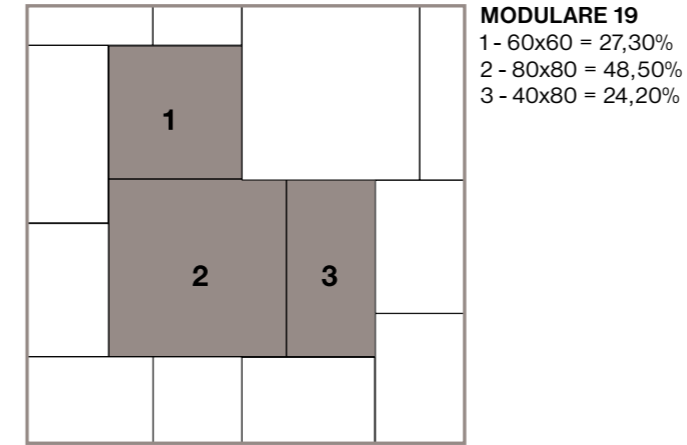


PEZZI SPECIALI 20 MM - SPECIAL PIECES 20 MM

34



SCHEMI DI POSA - LAYING SKETCH, SCHÉMAS DE POSE, MODULVERLEGUNGSBEISPIELE, LEGSYSTEMEN



35

***La posa modulare è consigliata con una fuga di 5 mm, 2 mm per i prodotti rettificati.**
 *We recommend modular laying with a 5 mm ³/₁₆" joint, and a 2 mm joint for rectified products.
 *La pose modulaire est conseillée avec un joint de 5 mm, 2 mm pour les produits réctifiés.
 *Die Modulverlegung wird mit einer Mindestfuge von 5 mm empfohlen, 2 mm fuer rektifizierte Produkte.
 *Die Modulverlegung wird mit einer Mindestfuge von 5 mm empfohlen, 2 mm fuer rektifizierte Produkte.
 *Modulair aanbrengen wordt aanbevolen met een voeg van 5 mm of 2 mm bij gerectificeerde tegels

GRES PORCELLANATO A TUTTA MASSA

FULL BODY PORCELAIN STONEWARE
GRÈS CÉRAME PLAINE MASSE
VOLLMASSEFEINSTEINZEUG
GRES PORCELLANATO GEHEEL MASSIEF



| Proprietà fisico chimiche Physical-chemical properties Caractéristiques physiques-chimiques Physische Chemische eigenschaften Fysisch-chemische eigenschappen | Norme Norms Noemes Normen Normen | Valori presvalori prescritti Required values Valeurs exigees Vorgeschriebene werte Vereiste waarde | | |
|---------------------------------------------------------------------------------------------------------------------------------------------------------------------------------------------------------------------------------------------------------------------------------------------|----------------------------------------------|-----------------------------------------------------------------------------------------------------------------------------------------------------------------------|---------------------------------------------------------------------------------------------------------------|---------------------------------------------------------|
| Dimensioni Sizes Format Format Afmetingen | ISO 10545-2 | Aspetto Superficiale Surface appearance Aspect superficiel Oberflächenbeschaffenheit | ≥ 95% | ≥ 95% |
| | | Lunghezza e larghezza Length and width Longueur et largeur Länge und Breite Lengte en breedte | ± 0,5% ± 2 mm | ± 0,5% ± 1,5 mm |
| | | Rettilineità spigoli Linearity Rectitude de l'angularité Kantengeradheit Rechtlijnigheid van de hoeken | ± 0,3% ± 1,5 mm | ± 0,5% ± 1,5 mm |
| | | Spessore Thickness Épaisseur Stärke Dikte | ± 5% ± 0,5 mm | ± 5% ± 0,5 mm |
| | | Ortogonalità Wedging Orthogonalité Rechtwinkligkeit Rechthoekigheid | ± 0,3% ± 1,5 mm | ± 0,5% ± 1,5 mm |
| | | Planarità Warpage Planéité Ebenflächigkeit Vlakheid | ± 0,3% ± 1,5 mm | ± 0,5% ± 1,5 mm |
| Resistenza al gelo Frost resistance Résistance au gel Froständigkeit Vorbeständigkeit | ISO 10545-12 | Nessuna alterazione No alteration Aucune altération Keine Änderung Geen enkele variatie | Resistente Resistant Résistant Widerstandsfähigkeit Bestendig | |
| Assorbimento d'acqua Water absorption Absorption d'eau Wasseraufnahme Waterabsorptie | ISO 10545-3 | ≤ 0,1% Gruppo BIa GL - UGL | E ≤ 0,1% | |
| 36 Resistenza a flessione e forza di rottura Modulus of rupture and breaking strength résistance à la flexion et force de rupture Biegefestigkeit und Bruchlast Buigvastheid en breeksterkte | ISO 10545-4 | S ≥ 1300 N | S ≥ 1300 N | |
| | | R ≥ 35 N/mm ² | R ≥ 35 N/mm ² | |
| Resistenza agli sbalzi termici Thermal shocks resistant Résistance aux variations thermiques Temperaturwechselbeständigkeit Weerstand tegen temperatuurschokken | ISO 10545-9 | Requisito non previsto Not provided requirement Qualité pas prévue Erfordernis nicht vorgesehen Niet opgenomen eis | Resistente Resistant Résistant Widerstandsfähigkeit Bestendig | |
| Resistenza all'abrasione profonda Abrasion resistance Résistance à l'abrasion Verschleiß (Volumenverlust) Diepe slijtsterkte | ISO 10545-6 | | ≤ 175 mm ² | |
| Coefficiente di dilatazione termica lineare (50°/400°) Linear thermal expansion coefficient (50°/400°) Dilatation thermique linéaire (50°/400°) Lineare Wärmeausdehnung (50°/400°) Lineaire thermische uitzettingscoëfficiënt (50°/400°) | ISO 10545-8 | | Metodo disponibile Test method available Méthode disponible Verfügbares Verfahren Beschikbare met | |
| Durezza della Superficie Surface resistance Dureté de la surface Ritzhärte deo Oberfläche Oppervlaktehardheid | EN 101 | | ≥ 6 | |
| Resistenza all'attacco chimico (tranne acido fluoridrico) Resistance to chemical attack (except hydrofluoric acid) Résistance à l'attaque chimique (sauf acide fluoridrique) Säure- und Laugenbeständigkeit (außer Flußsäure) Chemische resistentie (behalve waterstoffluoride) | ISO 10545-13 | Come indicato dal produttore As indicated by manufacturer Comme indiqué par le producteur Wie vom Hersteller angegeben Zoals aangegeven door de fabrikant | Classe A-LA-HA Class A-LA-HA Classe A-LA-HA Gruppe A-LA-HA Klasse A-LA-HA | |
| Resistenza alle macchie Resistance to staining Résistance aux taches Fleckbeständigkeit Vlekbestendigheid van geglaazuurde tegels | ISO 10545-14 | CLASSE min. 3 | Classe 5 Class 5 Classe 5 Gruppe 5 Klasse 5 | |
| Coefficiente di attrito Coefficient of friction Coefficient de frottement Reibungskoeffizient Gemiddelde wrijvingscoëfficiënt | DIN 51130 | | R 10 | R 11 |
| Resistenza alla scivolosità. Coefficiente di attrito medio Skid resistance. Average coefficient of friction Résistance au glissement. Coefficient de frottement moyen Rutschfestigkeit. Mittlerer Reibungswert Slipweerstand. Gemiddelde wrijvingscoëfficiënt | DIN 51097 | | Classe B Class B Classe B Gruppe B Klasse B | Classe C Class C Classe C Gruppe C Klasse C |
| | B.C.R.A. DCOF Acu Test | μ > 0,40 (Wet) μ > 0,40 (Dry) | 0,40 ≤ M ≤ 0,74 | M ≥ 0,42 |
| Variazione cromatica Colour shading Variations chromatiques Chromatische Abweichungen Kleurvariatie | | | | V 2 |

IMBALLI

PACKING TABLE
TABLEAU DES EMBALLAGES
VERPACKUNG TABELLE
VERPAKKINGEN

| FORMATO SIZE | SCATOLA - BOX | | | PALLET | | |
|-------------------------------------------------------------------------------|----------------|----------------|-------|-----------------|----------------|-------|
| | Pezzi - Pieces | m ² | KG | Scatole - Boxes | m ² | KG |
| 60x120 - 23 ^{5/8} "x48" Rettificato / Rettificato R11 | 2 | 1,44 | 31,00 | 36 | 51,84 | 1.132 |
| 60x60 - 23 ^{5/8} "x23 ^{5/8} " Rettificato / Rettificato R11 | 3 | 1,08 | 22,80 | 40 | 43,20 | 928 |
| 40x80 - 16"x32" Rettificato / Rettificato R11 | 3 | 0,96 | 20,70 | 28 | 26,88 | 596 |
| 80x80 - 32"x32" Rettificato / Rettificato R11 | 2 | 1,28 | 27,50 | 44 | 56,32 | 1.226 |
| 80x80 - 32"x32" Rettificato 20 MM | 1 | 0,64 | 29,00 | 44 | 28,16 | 1.292 |



Seconda edizione: Gennaio 2023
Coordinamento: Ufficio Marketing
Foto: Hipix
Fotoelaborazioni: Hipix
Stampa: Lito Group
© Copyright 2023 Gruppo Romani S.p.A.



